



# 2022-2023



## CROWLEY INDEPENDENT SCHOOL DISTRICT

# S.H. Crowley Elementary Quality Report

## Comprehensive Accountability System

Metrics that Matter to our Community

### DISTRICT-ASSIGNED SCHOOL QUALITY RATING

2022-2023 **TBD**  
**ACADEMICS**

#### 3RD GRADE MATH

Approaches	Meets	Masters
74%	44%	12%

#### 5TH GRADE READING (Board Goal) ★

Approaches	Meets	Masters
69%	41%	15%

TEA Rating: TBD  
Baseline Year 2023

### Positive Student BEHAVIOR 3

★ (Board Goal)  
% of students with no suspensions



### Student DISCIPLINE

Discipline Incidents

Year	ISS	OSS
2021-2022	27	7
2022-2023	50	51

● In-school suspension ● Out-of-school suspension

### Student ENROLLMENT




### TEACHER Information 5

#### Teacher-to-Student Ratio



1:22  
Teacher Student

#### Teacher Tenure



29 TEACHERS ON CAMPUS

### STUDENT SUPPORTS 4

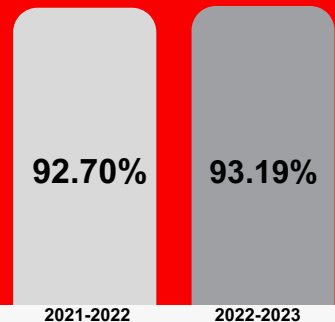
#### SOCIAL EMOTIONAL LEARNING SUPPORTS

Counselors	✓
SEL Specialists	
Interventionists	✓

#### AFTER SCHOOL PROGRAMS

21st Century (ACE)	
Clayton Youth Enrichment	✓
Tutorials	✓

### Attendance PERCENTAGE 4



### Parent and Student ENGAGEMENT OPPORTUNITIES

#### PARENT INVOLVEMENT 5

- PTA
- All Pro Dad

#### STUDENT CLUBS 5

- Girls in STEM
- SH Crowley Choir
- Young Men in STEM
- Crazy 8's Math Club
- Coyote News Crew
- Boys to Leaders Mentoring
- Ladies of Distinction Mentoring
- Kids Debate Club

### Campus COMMUNICATION



SOCIAL MEDIA



TEXTS/CALLS



SKYWARD GRADES



NEWSLETTERS

SCHOOL ENVIRONMENT





2022-2023

CROWLEY INDEPENDENT SCHOOL DISTRICT



# S.H. Crowley Elementary Quality Report

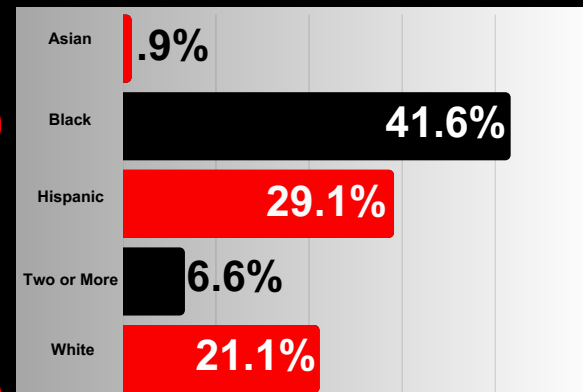
## Comprehensive Accountability System



### Crowley ISD School Board

Our aspiration in Crowley ISD is to ensure that all students have access to a GREAT SCHOOL and are provided excellent educational experiences so that they achieve their full potential. When our students graduate from Crowley ISD, they will leave with more than a diploma. They will leave with choices and opportunities. We designed this School Quality Report (SQR) to highlight metrics that matter and to share with our community the areas of progress, the areas of opportunity, and the comprehensive quality of each school in Crowley ISD. This SQR is our effort to increase transparency by synthesizing the quantitative metrics with qualitative parent voices to provide a complete assessment of school quality.

### CAMPUS DEMOGRAPHICS



Economically  
DISADVANTAGED  
**66.21%**

#### RUBRIC SCALE

- 1** NEEDS ATTENTION
- 2** AVERAGE
- 3** GOOD
- 4** EXCEPTIONAL
- 5** GREAT



I'm very pleased with the care my daughter is receiving from S.H. Crowley in the FA (Functional Academics) program.

Rachel, S.H. Crowley Parent

Our family is new to Texas. CISD was our district of choice, and we have been happy to build community in Crowley! The staff and teachers at S.H. Crowley have been amazing with this transition and have made our child feel at home.

Torri, S.H. Crowley Parent

S.H. Crowley Elementary has been an amazing place for my children to learn and thrive. The amazing staff has played a crucial part in my children's success!

Holli, S.H. Crowley Parent

Visit <http://crowleyisdtx.org> for more details regarding our rubric.



# GRADED ON 2022-2023 DATA

CROWLEY INDEPENDENT SCHOOL DISTRICT

## Crowley ISD Quality Report

### Comprehensive Accountability System Rubric

Metrics that Matter to our Community

#### RUBRIC SCALE

- 1** NEEDS ATTENTION
- 2** AVERAGE
- 3** GOOD
- 4** EXCEPTIONAL
- 5** GREAT

#### DISTRICT ASSIGNED SCHOOL QUALITY RATING

- 1** F
- 2** D
- 3** C
- 4** B
- 5** A

#### FINANCE FUND BALANCE

- 1** Less than 9%
- 2** 10-14%
- 3** 14-17%
- 4** 18-19%
- 5** 20%

#### TEACHER INFORMATION

Total # of 5 plus year teachers divided by the total # of teachers to get the percentage

- 1** 10-19%
- 2** 20-38%
- 3** 39-48%
- 4** 59-49%
- 5** 60% or greater

#### GRADUATION RATE

- 1** 89% or less
- 2** 89-90%
- 3** 90-92%
- 4** 93-94%
- 5** 95% or greater

#### College, Career and Military Readiness (CCMR)

- 1** 60-70%
- 2** 71-80%
- 3** 81-90%
- 4** 91-94%
- 5** 95% or greater

#### POSITIVE STUDENT BEHAVIOR

##### ELEMENTARY

- 1** 85 or less
- 2** 86-89
- 3** 90-91
- 4** 92-94
- 5** 95 or greater

##### SECONDARY

- 1** 69%
- 2** 70-73%
- 3** 74-84%
- 4** 85-91%
- 5** 92% or greater

#### STUDENT SUPPORTS

##### ELEMENTARY

- 1** 1 out of 6
- 2** 2 out of 6
- 3** 3 out of 6
- 4** 4 out of 6
- 5** 5 out of 6

##### SECONDARY

- 1** 2 or less
- 3** 3 out of 6
- 5** 4 out of 5

#### ATTENDANCE PERCENTAGE

##### ELEMENTARY

- 1** 85% or less
- 2** 86-89%
- 3** 90-92%
- 4** 93-94%
- 5** 95% or greater

##### SECONDARY

- 1** 69%
- 2** 70-73%
- 3** 74-84%
- 4** 85-91%
- 5** 92% or greater

#### PARENT AND STUDENT ENGAGEMENT OPPORTUNITIES

##### Parent Involvement

- 1** 0      **5** 2 or more
- 2** 1

##### Student Clubs

- 1** 0      **5** 5 or more
- 2** 1      **3** 3-4

#### REFER TO SECONDARY RATINGS FOR DISTRICT

Visit <http://crowleyisdtx.org> for more details

SCHOOL ENVIRONMENT

